

Capture[®]

Trusted



Everyday, 40 million times a year in North America alone, labs continue to express their well found confidence in the easiest, most dependable technology available.


IMMUCOR[®]

Transfuse | Transplant | Transform a life

Capture®

For over 30 years, thousands of labs across the world have trusted Capture® solid phase technology. In fact, Immucor, the proven leader in blood bank automation, brings you solid phase technology so reliable, Capture-R® Ready-Screen® is the method for screening approximately 98% of the North American blood supply. With a full line of assays to suit your specific needs – and innovative equipment to facilitate and automate the process – Capture becomes the only logical choice for antibody screening and identification.

Flexible

- Flexible workflow capabilities with manual or automated options (NEO® and Echo®)
- Run a single sample or a full batch

Easy to Use

- Capture microplates have an average shelf life of 120 days
- Pre-coating of antigens, eliminates unnecessary handling of red cell panels
- Ready to use reagents
- No precision pipetting
- Same methodology and procedures for all assays, allowing standardization of testing and ease of training

Quick Results

- Samples screened in as little as 25 minutes
- Batch processing allows throughput of several hundred tests per hour

Cost Efficient

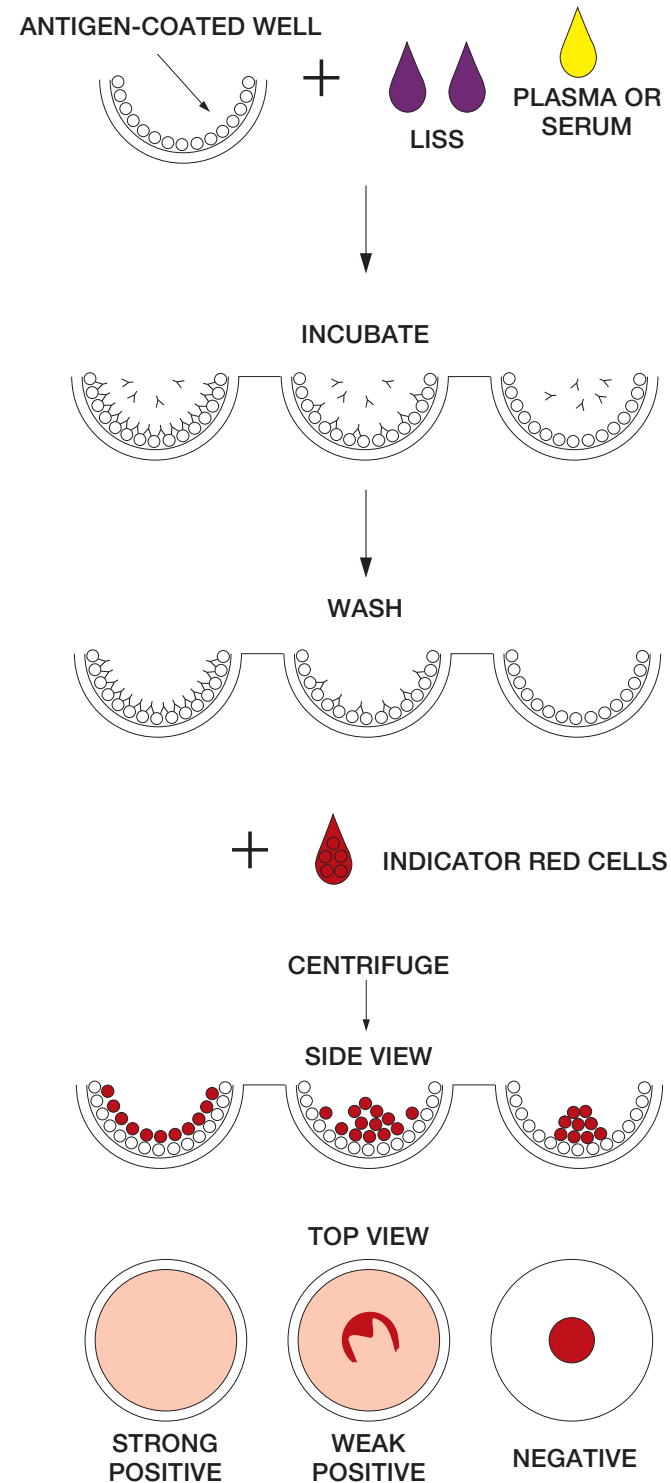
- Competitively priced
- Microplate technology is easily automated, leading to higher lab productivity

Antigens are pre-coated on microplate wells

Reliable

- IgG specific technology clearly detects clinical significant antibodies
- Sensitivity and specificity are higher than manual tube or gel methods
- Easily distinguish between negative and positive results
- Allows processing of hemolyzed, rouleaux, lipemic or icteric samples
- Capture® LISS changes color assuring sample addition
- Controls on each run assures validity of test procedure
- Results are stable for two days

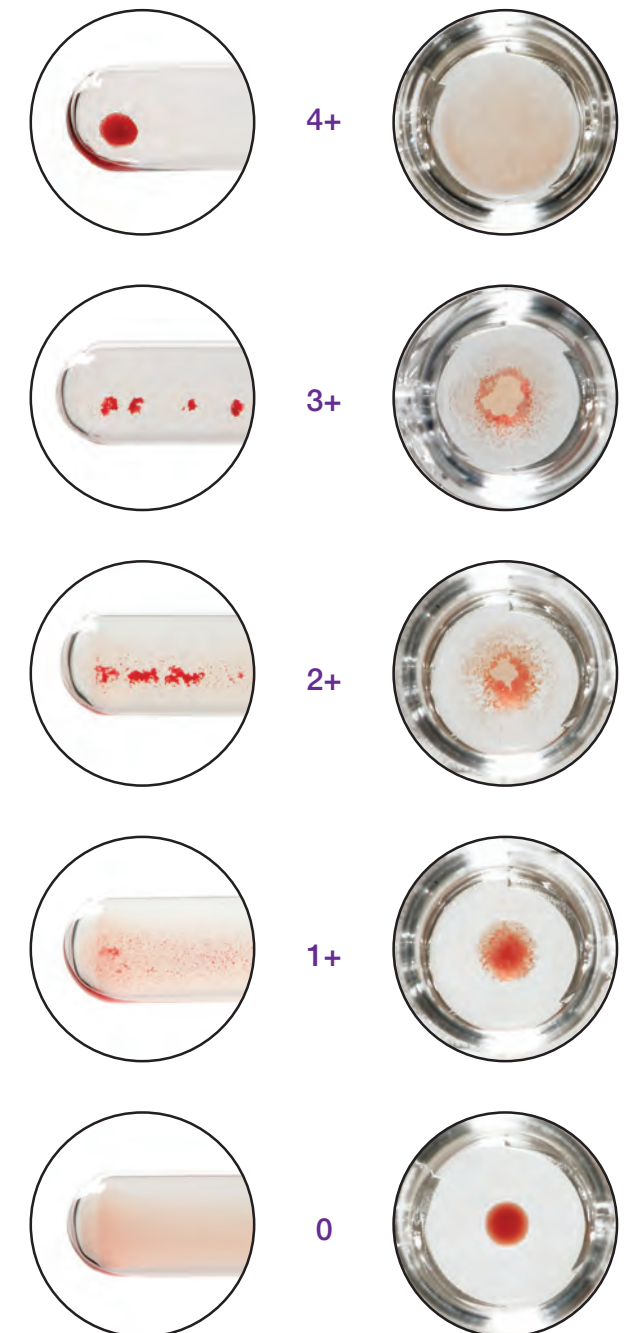
Test Procedure



Grading Chart

Hemagglutination

Capture®



Capture® Workstation

The Capture Workstation allows antibody screening and identification to be more efficient:

- P2 Incubator – This dual bay incubator means there's no bottleneck during test processing. You can process multiple runs simultaneously, allowing you to continuously process your dynamic workflow.
- CSW 100 – This automated cell washer is preprogrammed for optimal performance, and the wash cycle is less than 30 seconds per strip. Capture's wash step allows the processing of hemolyzed, rouleaux, lipemic or icteric samples.
- ImmuSpin – This centrifuge has a digital display for easy reading. Centrifugation time is less than 3 minutes for all Capture assays.

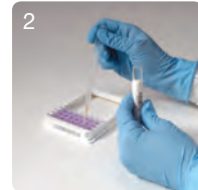
Capture features a versatile test menu and flexible workflow capabilities with manual or automated options. Immucor offers your laboratory an efficient test method which provides standardized test results with higher sensitivity and specificity than manual tube or gel.

Six Simple Steps



1 Add LISS
Remove strip from foil pouch. Appropriate antigens for the test are pre-coated on the well.* Add two drops of Capture® LISS.

*If using Capture-P® or Capture-R Select®, prepare platelet or red cell monolayer first.



2 Add Patient Sample
Using a routine blood bank pipette, add one drop of donor/patient plasma. Add one drop of controls.



3 Incubate
Incubate test strips in P2.*


*except Capture®-CMV which requires incubation at room temperature.



4 Wash
Wash test strips in the automated washer.



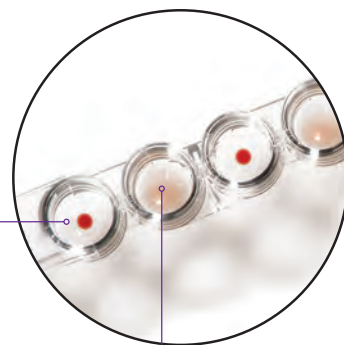
5 Add Indicator Cells
Add one drop of indicator cells to each of the test wells.



6 Centrifuge and Read Results
Centrifuge test strips. Read reactions.

Results

Negative Result:
No antibodies bound to wells, indicator cells will migrate to bottom of the well and form a tight button.



Positive Result:
Antiglobulin-coated indicator cells bind to antibody-coated wells forming an intact layer of cells on the well surface.

Specifications

ImmuSpin:

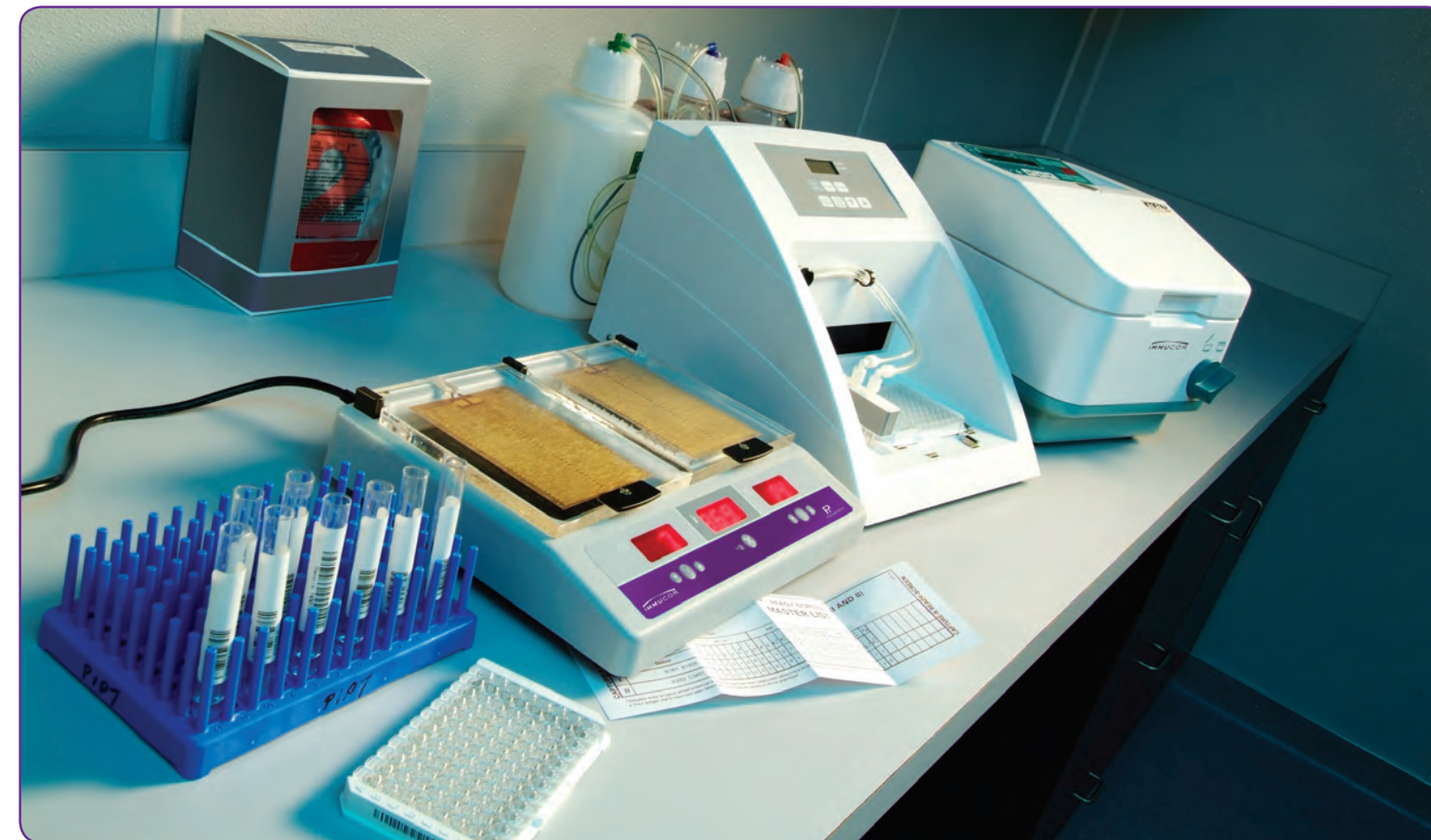
Product Codes.....0015158 (Rotor Only)
0015159 (Centrifuge)
Operating temperature... 5 to 40 C.
Dimensions W/L/H 11 x 12.8 x 10.3 inches
Capacity Centrifuges Capture-type micro-strips anywhere between 1 and 12 strips
Weight 25 lbs.
Power Supply 110-127 V~ (+/- 10%), 50-60Hz, 5 A, 360 W
Programming..... Four (4) programs
Noise level 58 – 66 dB (A)

P2 Incubator:

Product Code.....0030205
Incubation Temperature..... 36-38°C
Operating Conditions 18-25°C
Dimensions W/L/H 12 x 12 x 3.2 inches
Incubation Bays..... 2
Weight 7 lbs.
Type of Microplates Capture-type with 8 wells per strip/or 16 wells per double-strip
Minimum Timer Setting 1 min
Temperature Resolution 0.1°C
Power Supply 100-240 VAC, 50-60Hz, 1.7 A

CSW 100:

Product Code0005175
Operating temperature 10 to 40 C.
Dimensions W/L/H 11 x 14.5 x 9.5 inches
Capacity Washes Capture type microstrips anywhere between 1 and 12 strips
Fluid reservoir capacity 2L
Weight 12 lbs.
Power Supply 99-132 VAC / 198-264 VAC, 50-60Hz.
Programming..... Two (2) washing programs (P1 and P2)



Required Capture Workstation Equipment

*All Capture® equipment supports Capture-R®, Capture-P®, and Capture-CMV® products.

ImmuSpin Centrifuge

Product codes:
0015158 (Rotor only), 0015159 (Centrifuge)
This centrifuge accommodates up to 12 Capture® microstrips and spins at rates ranging from 500 to 18,000 RPMs. For easy reading, it has a digital display.

CSW100 Washer

Product code: 0005175
The continuous flow of this cell washer assures accurate, consistent plate washing. The unit accommodates one microplate or up to 12 microstrips. The washing cycle takes less than 30 seconds per strip and the pre-programmed settings are optimized for Capture® technology.

P2 Incubator

Product code: 0030205
Two incubation bays means there's no bottleneck during test processing. You can process multiple runs simultaneously, allowing you to continuously process your dynamic workflow.

Light Box

Product code: 0005133
With 5000K color-corrected lamps and an angled platform to optimize viewing, this light box makes results extremely easy to read.

Product Line Assays

Capture-R® Ready-Screen® Assays: Reagent red cells (in the form of red cell stroma) are bound to test wells at the time of manufacture. The user is not required to prepare reagent monolayers before testing. Capture-R Ready-Screen tests are provided in 1 x 8 strips of microwells. Each microplate contains twelve 1 x 8 strips.

Capture-R® Ready-Screen® (I and II):	Product Code	Description	Size
Contains alternating wells coated with red cell membranes from one of two group O donors. Each strip consists of eight individual wells to perform four (2-cell) antibody screens.	0006439	Capture-R Ready-Screen (I and II)	1 plate/ 48 tests
	0006440	Capture-R Ready-Screen (I and II)	5 plates/240 tests
	0066207	Capture-R Ready-Screen (I and II) Dia*	1 plate/48 tests
	0066217	Capture-R Ready-Screen (I and II) Dia*	5 plates/240 tests
	0066202	Capture-R Ready-Screen (I and II) Cw*	1 plate/48 tests
	0066212	Capture-R Ready-Screen (I and II) Cw*	5 plates/240 tests

Capture-R® Ready-Screen® (3):	Product Code	Description	Size
Contains alternating wells coated with red cell membranes from one of three group O donors. Each strip consists of eight individual wells to perform two (3-cell) antibody screens. The fourth well of each antibody screen consists of a built-in positive control, a dried cell that is sensitized with IgG Anti-D.	0066803	Capture-R Ready-Screen (3)	1 plate/ 24 tests
	0066813	Capture-R Ready-Screen (3)	5 plates/120 tests
	0066805	Capture-R Ready-Screen (3) Dia*	1 plate/24 tests
	0066815	Capture-R Ready-Screen (3) Dia*	5 plates/120 tests
	0066804	Capture-R Ready-Screen (3) Cw*	1 plate/24 tests
	0066814	Capture-R Ready-Screen (3) Cw*	5 plates/120 tests

Capture-R® Ready-Screen® (Pooled):	Product Code	Description	Size
Each well is coated with red cell membranes prepared from a pool suspension of equal proportions of red cells from two Group O donors. Each strip consists of eight individual wells to perform eight antibody screens.	0006433	Capture-R Ready-Screen (Pooled)	1 plate/96 tests
	0006436	Capture-R Ready-Screen (Pooled)	5 plates/480 tests
	0066203	Capture-R Ready-Screen (Pooled) Cw*	1 plate/96 tests
	0066213	Capture-R Ready-Screen (Pooled) Cw*	5 plates/480 tests
	0066254	Capture-R Ready-Screen (Pooled) Dia*	5 plates/480 tests

Capture-R® Ready-ID®	Product Code	Description	Size
To be used in the identification of antibodies to red cell antigens. The primary Ready-ID 2 x 8 strips contain test wells coated with the red cell membranes of 14 O single donors. The donors are selected to possess most of the frequently inherited antigens. The Ready-ID Extend I 2 x 8 strips contain test wells coated with D-positive red cell membranes of 14 group O single donors. The Ready-ID Extend II 2 x 8 strips contain test wells coated with D-negative red cell membranes of 13 group O single donors.	0066204	Capture-R Ready-ID	1 plate/6 tests
	0066214	Capture-R Ready-ID	5 plates/30 tests
	0006454	Capture-R Ready-ID Extend I	1 plate/6 tests
	0006455	Capture-R Ready-ID Extend I	5 plates/30 tests
	0006456	Capture-R Ready-ID Extend II	1 plate/6 tests
	0006457	Capture-R Ready-ID Extend II	5 plates/30 tests

Capture-R® Select	Product Code	Description	Size
Capture-R Select provides modified microwells for the immobilization of human erythrocytes. To be used in solid phase assays for the detection of IgG red cell antibodies (e.g., antibody screening, selected red cell panels, autologous controls, direct antiglobulin test, crossmatching, or typing with IgG anti-sera including weak D detecting reagents).	0006446	Capture-R Select	5 plates/480 tests

Capture-P® Ready-Screen®	Product Code	Description	Size
Consists of a 2 x 8 strip of microwells to which the platelet membranes of 13 different Group O donors have been bound. Plates contain six 2x8 strips for up to 6 patient tests and will detect platelet-specific and HLA antibodies.	0066247	Capture-P Ready-Screen	1 Plate/6 tests
	0066240	Capture-P Indicator Cells	1 x 11.5 mL
	0066248	Capture-P Control Set Weak Positive & Negative Controls	2 x 3 mL

Capture-P®	Product Code	Description	Size
Test wells are coated with anti-platelet antibodies which provide for the specific binding of platelets when the source of platelets is platelet-rich plasma. The assay will detect platelet-specific and HLA antibodies.	0066246	Capture-P	1 Plate/96 tests
	0066251	Capture-P	5 Plates/480 tests
	0066240	Capture-P Indicator Cells	1 x 11.5 mL
	0066248	Capture-P Control Set Weak Positive & Negative Controls	2 x 3 mL

Capture-CMV®	Product Code	Description	Size
A solid phase system for the detection of IgG + IgM antibodies to cytomegalovirus (CMV) in human serum or plasma. Tests are performed in 1 x 8 strips of microwells coated with a CMV antigen.	0066206	Capture-CMV	1 Plate/96 tests
	0066216	Capture-CMV	5 Plates/480 tests
	0066238	Capture-CMV Indicator Cells	1 x 11.5 mL
	0066239	Capture-CMV Control Set Weak Positive & Negative Controls	2 x 3 mL

Capture Components	Product Code	Description	Size
	0006427	Capture-R Ready Indicator Red Cells	1 x 11.5 mL
	0006428	Capture-R Ready Indicator Red Cells	10 x 11.5 mL
	0006419	Capture LISS	1 x 11.5 mL
	0006420	Capture LISS	10 x 11.5 mL
	0066231	Capture LISS	6 x 57 mL
	0066236	Capture-R Control Set (Weak Positive/Negative)	2 x 11.5 mL
	0005070	pHix (Phosphate Buffer Concentrate)	6 x 200 mL
	0005035	Capture-P Platelet Wash and Storage Solution	1 liter bag

*Available on the NEO® and Manual Capture® Workstation



To learn more or to set up a consultation with one of our Blood Bank Business Managers, call **855.IMMUCOR** (855.466.8267) or visit **www.immucor.com**.

In Canada:

t 1.800.565.0653

e DBLCustomerService@immucor.com

